

# TG-22

(2.6W) 22-SQUARE,  
COMPACT INNER ROTOR TYPE.

Motor Driver Circuit for TG-22

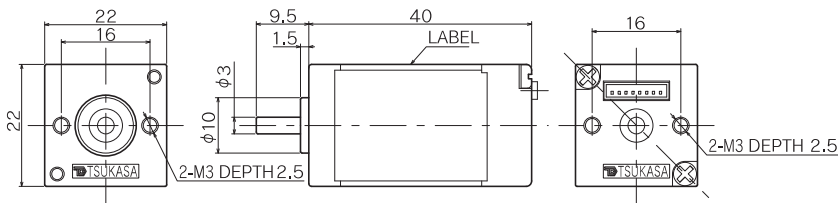


TCP-S27A-22A

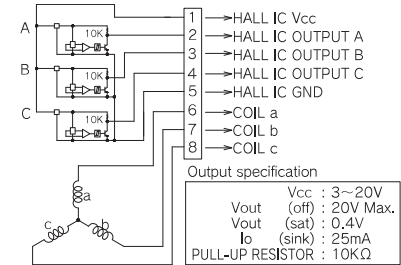
## Single motor specification

TYPE	RATED VOLTAGE (V)	NO-LOAD SPEED (r/min)	NO-LOAD CURRENT (mA)	TORQUE		RATED SPEED (r/min)	RATED CURRENT (mA)	DIRECTION OF ROTATION	WEIGHT (g)
				(mN·m)	(gf·cm)				
TG-22A	24	5250	54	5.88	60	4270	190	BOTH DIRECTIONS	95
TG-22D	12	5250	100	5.88	60	4270	380	BOTH DIRECTIONS	95

## Single motor outline

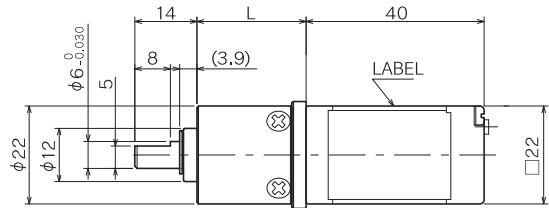
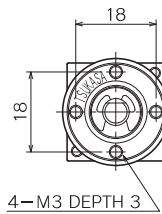


## Motor Internal Connection Diagram



## FU

TG-22A  
TG-22D



## Allowable torque-speed characteristics

FU

MODEL	GEAR RATIO	1	1	1	1
		4	16	64	256
TG-22A-FU (24V)	SPEED (r/min)	1026	257	67	18.5
	TORQUE (mN·m)	19.6	68.6	196	294
	TORQUE (kgf·cm)	0.2	0.7	2	3
TG-22D-FU (12V)	SPEED (r/min)	1026	257	67	18.5
	TORQUE (mN·m)	19.6	68.6	196	294
	TORQUE (kgf·cm)	0.2	0.7	2	3

FU

GEAR RATIO	L (mm)	STAGE	TORQUE		WEIGHT (g)
			(mN·m)	(kgf·cm)	
1/4	19.5	1	49	0.5	41
1/16	24.5	2	98	1	49
1/64	29.5	3	196	2	57
1/256	34.5	4	294	3	66